
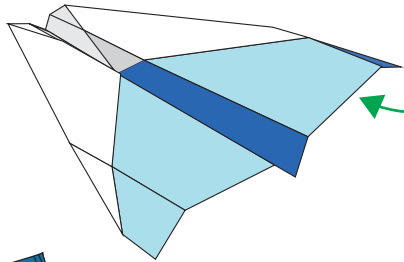


RUMBLELAB

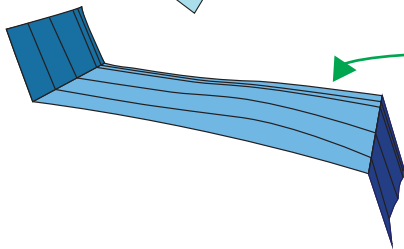


Paper Airplanes are a FUN way to inspire innovative thinking in children.

Use this guide to learn how to fold our 3 favorite paper airplane designs.

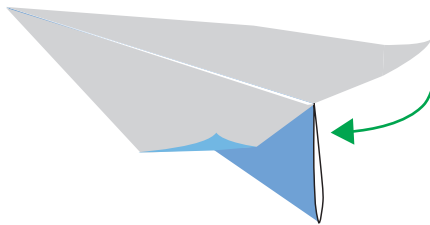


The "Emil", is the easiest to fold, it. It is a great balance of SIMPLE and EFFECTIVE. It also was designed to work with our Paper Airplane Launcher.



The "Walker" is nothing short of incredible. In short, it can fly forever.

The "Price" is the plane that holds the world record for longest distance. It was invented by a guy called "The Paper Airplane Guy." Seriously, you will love it!




The key to a good paper airplane is SYMMETRY and attention to detail! So take your time folding them.

Fold them all then try your hand at Paper Airplane Golf. Do you have a design you think should be added to this guide? Let us know!


As a bonus activity, try Paper Airplane Golf.

Pick a "hole" it can be a chair, tree or anything.
See who can make it to the hole with the least amount of throws.

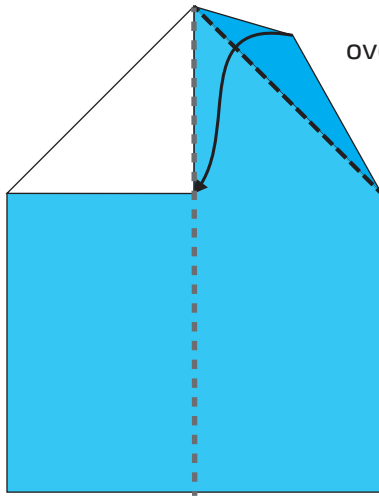


Are different airplanes better for different situations?

Can you figure out how to tweak your airplane to make it turn?

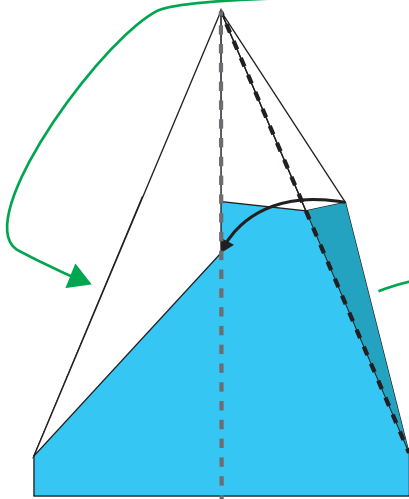
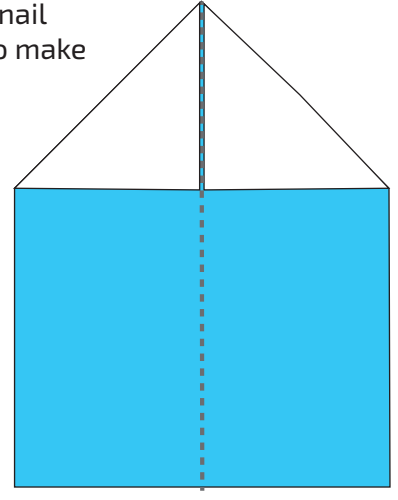


Fold in half for crease

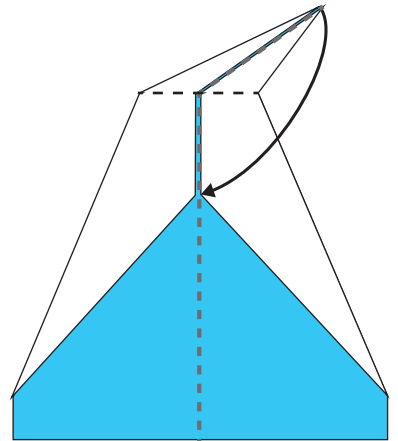
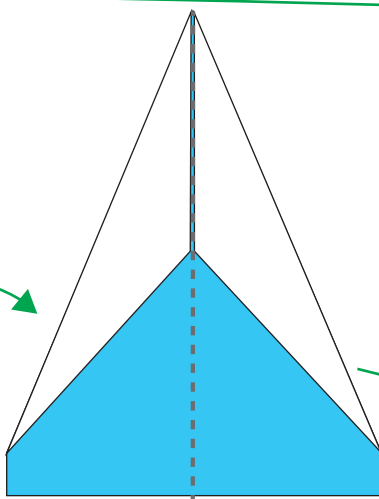


Fold corners to center

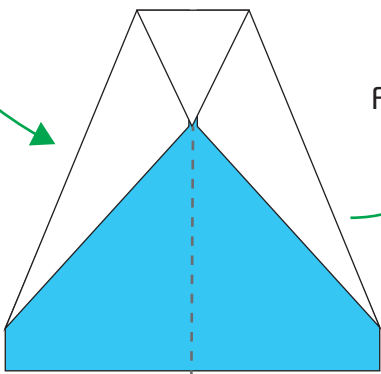

Rub fingernail over crease to make sharp



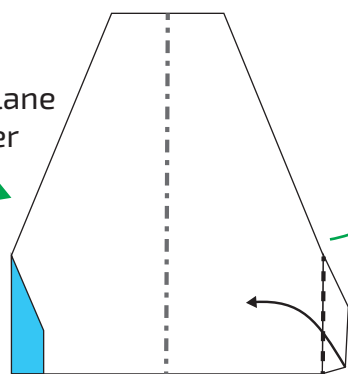
Fold corners to center



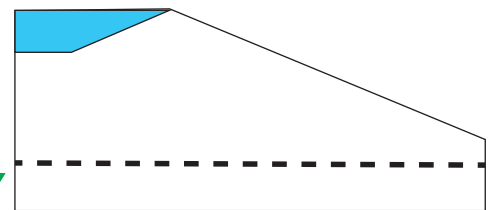
Fold tip to center



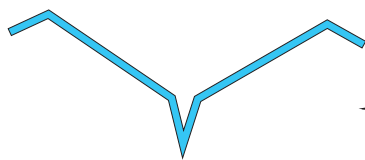
Flip Plane Over



Fold Winglets the width of your thumb


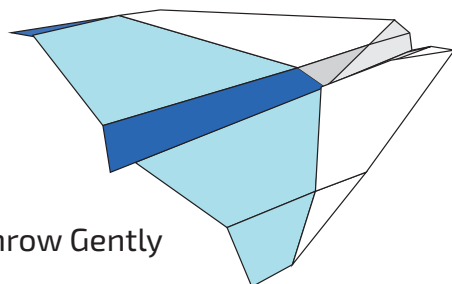


Fold wings an inch from bottom



Plane Shape Looking from End

Tip: Throw Gently



RUMBLELAB
"The Emil"

The Emil is named after the Lab Champ who shared the plane with us.

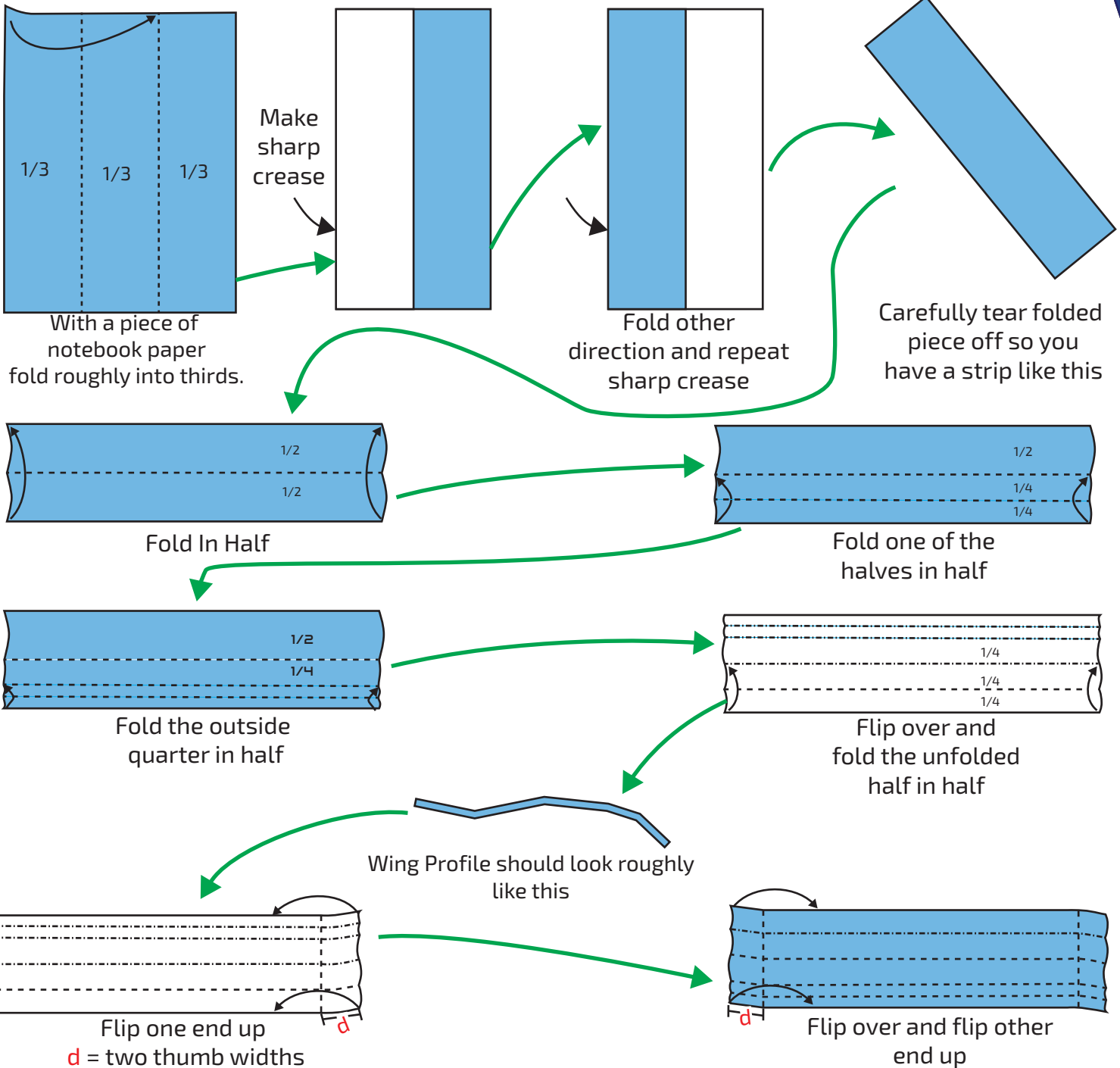
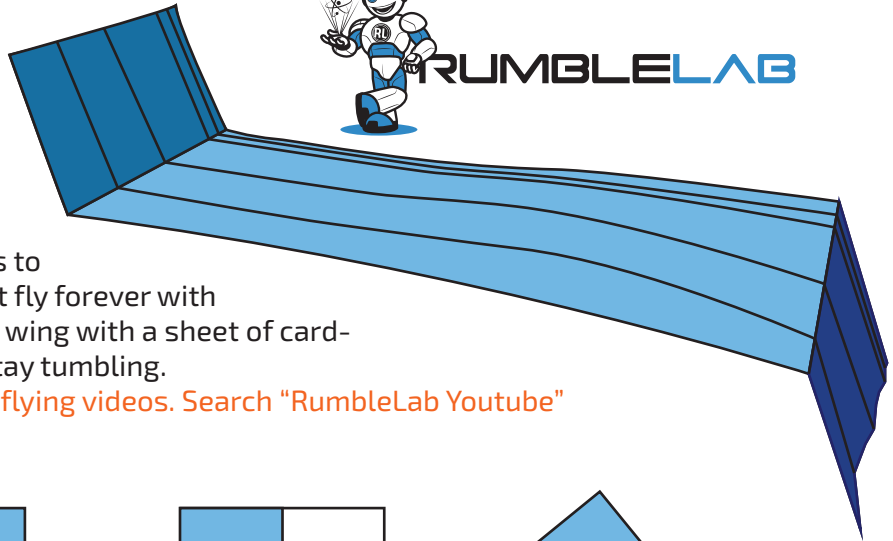
Share one of your designs with us and we could name a plane after you!

This plane works like a dream in our Hand-held Electric Plane Launcher. **Get yours with the purchase of your Mission To Mars Crate at RumbleLab.com**

The "Walker":

This plane is guaranteed to amaze! This is a very unique type of "plane". When you let it go, it tumbles to the ground. Lighter paper makes it fly longer. We like to use phonebook paper...if you can find one. The symmetry of the two flaps is important for this plane to fly straight. If it turns right, try bending the left flap out and the right flap in. Play with the flaps to dial it in. Then once you dial it in you can make it fly forever with a piece of cardboard. Walk behind the tumbling wing with a sheet of cardboard angled at 45 degrees and the wing will stay tumbling.

Check out our YouTube playlists for folding and flying videos. Search "RumbleLab Youtube"

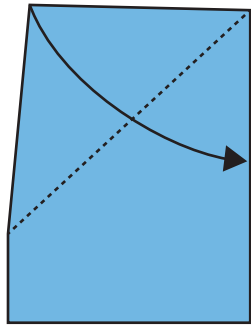


"The Price"

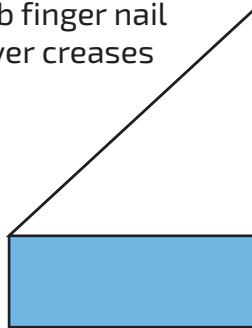
This plane flies best when folded from a piece of computer paper. Really!

We named it after Team Price, the record holders for most RumbleLab Challenges won.

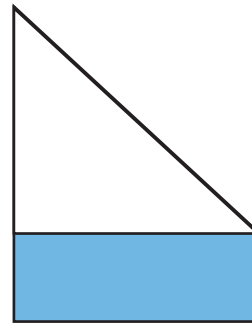
This plane flies best when folded from a piece of computer paper. Symmetry is VERY important for the plane to fly like a champ. How far will you be able to make it fly?



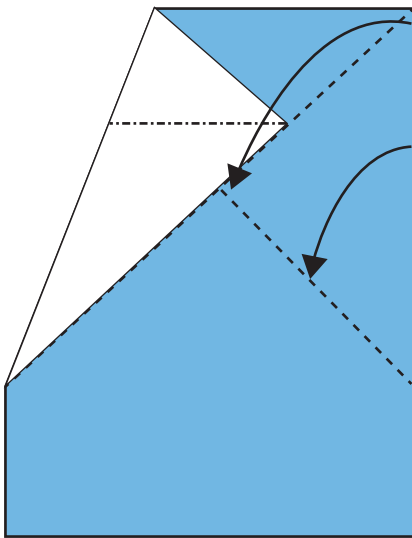
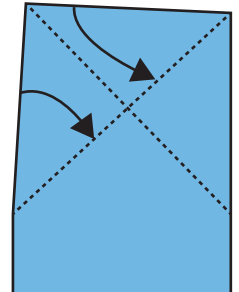
Rub finger nail over creases



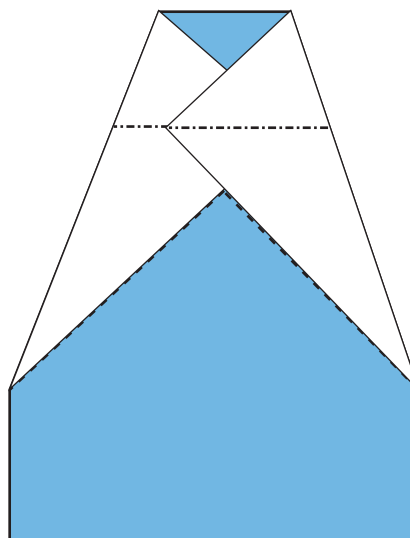
Fold corner to edge



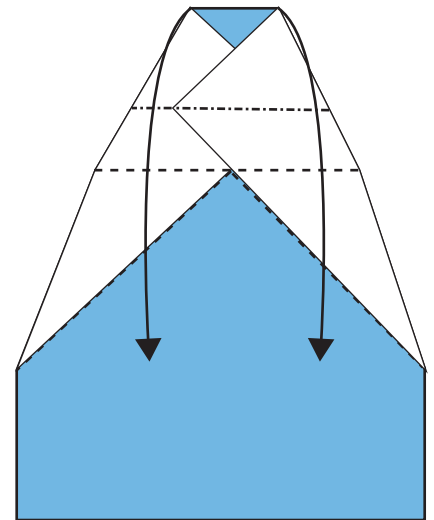
Repeat for other corner



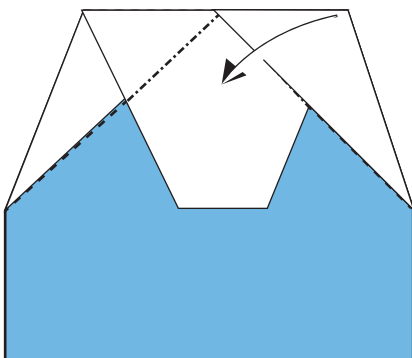
Fold to edge to crease



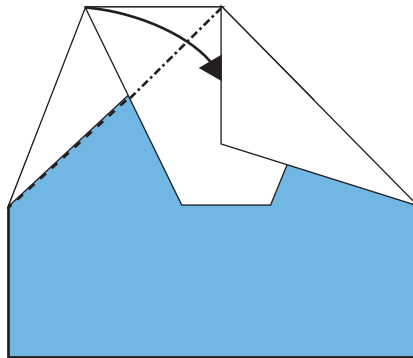
Repeat for other



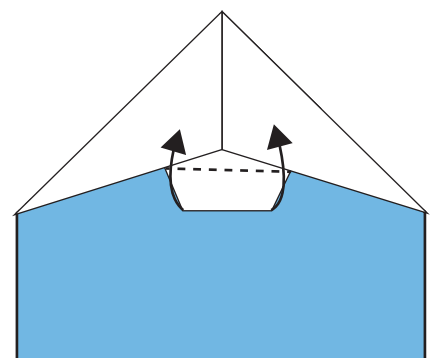
Fold tip so that creases on back side line up with edges



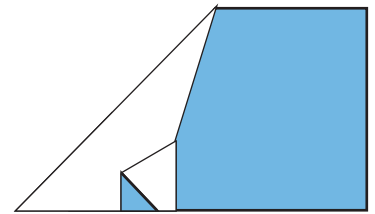
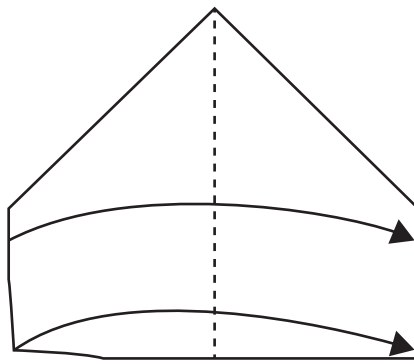
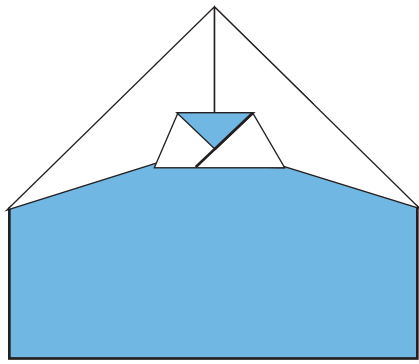
Fold to center along edge



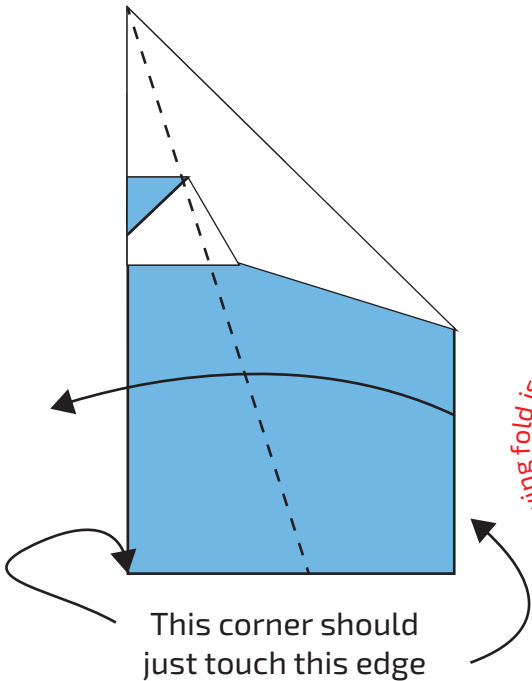
Repeat for other edge



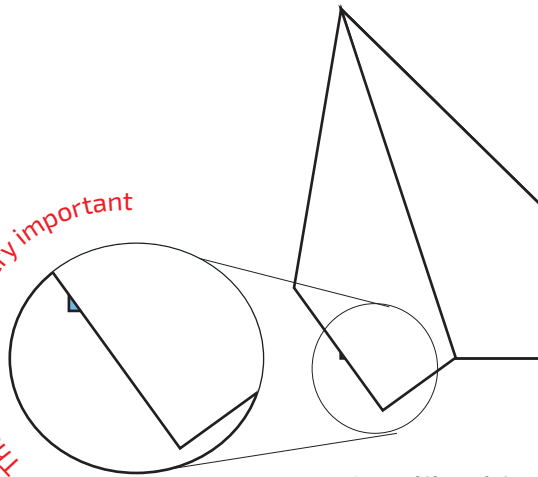
Flip nose up



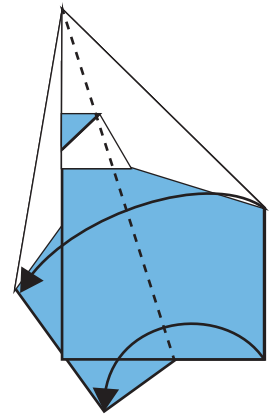
Flip over and fold in half



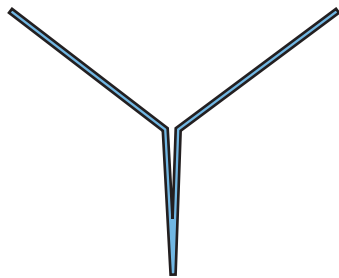
The wing fold is very important



Just like this

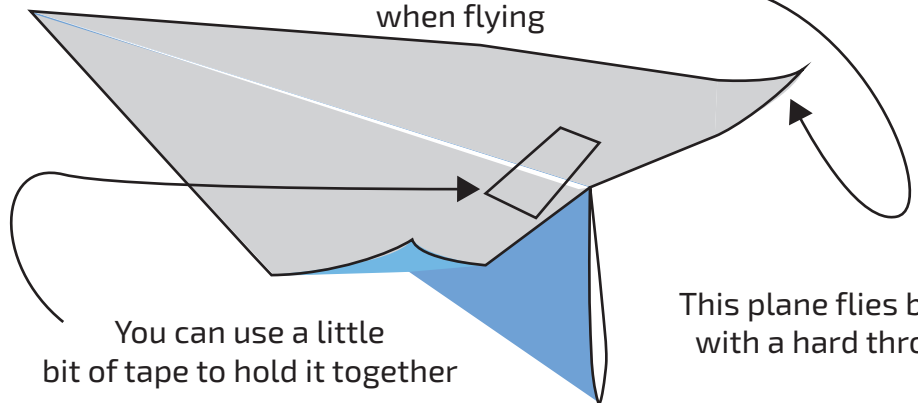


Then flip and repeat



Plane profile should look like this

Gently fold the corners up a little bit to make it climb when flying



You can use a little bit of tape to hold it together

This plane flies best with a hard throw

Remember, the more symmetric this plane is, the better it will fly. Take your time and you will end up with a truly awesome plane.

Once you get it folded, post a picture of your child flying it on our Facebook page for a chance to win one of our Rumble Top Crates.

If we can help in anyway, send us an email at Rumble@RumbleLab.com.